



**Guide to
Registration Process
for Admission to Courses
Under
Directorate of Open & Distance Learning
Guru Nanak Dev University, Amritsar
Session-2020-21**

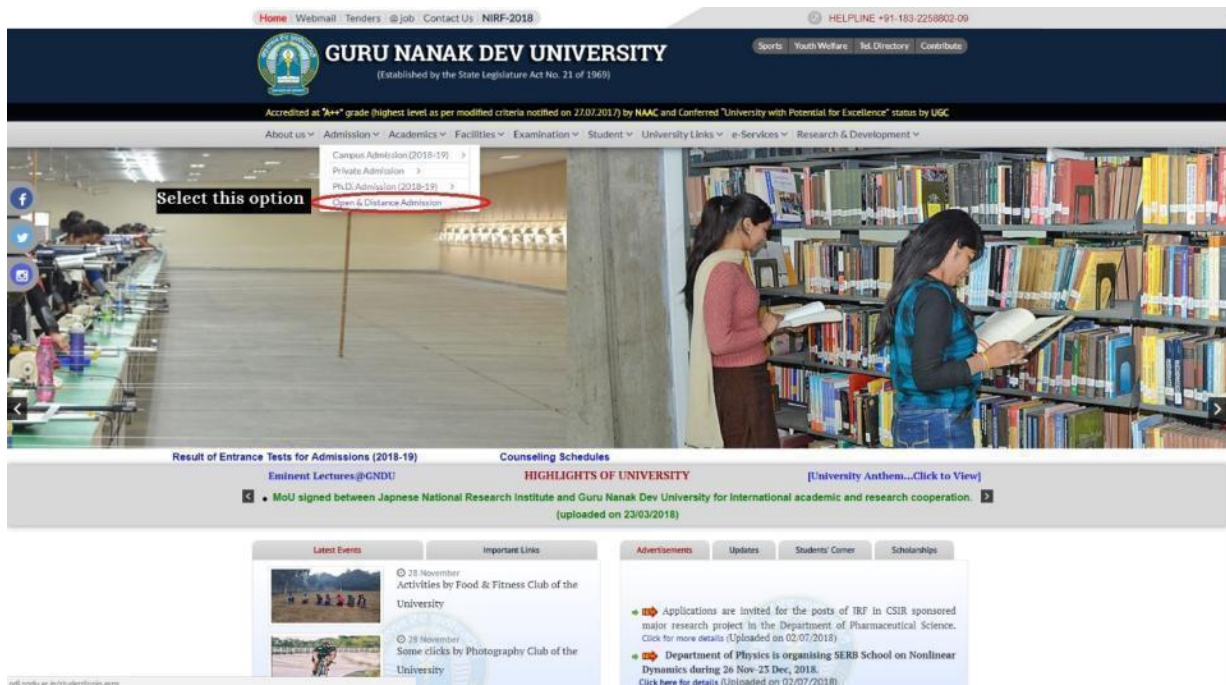
Handbook on Admission Process for Open & Distance Learning Courses under GNDU

University Website

1. Visit GND University Website at <http://gndu.ac.in/>



2. Hover your mouse pointer over Admissions Tab/Menu
3. Click on **Open & Distance Admission**



Handbook on Admission Process for Open & Distance Learning Courses under GNDU

4. You will be welcomed at Directorate of Open & Distance Learning Homepage

The screenshot shows the homepage of the Directorate of Open & Distance Learning at Guru Nanak Dev University. The browser address bar shows 'odl.gndu.ac.in'. The page features the university's logo and name, along with accreditation information. A navigation menu at the top includes 'Home', 'OnLine Registration', 'Student Login', 'About Directorate', 'Admissions', 'Students Corner', 'DEB Approval and Compliance', and 'Contact Us'. The 'Student Login' link is highlighted with a yellow circle. Below the navigation menu is a large banner image of the university building. At the bottom, there is a 'Message of the Director (ODL)' section and a 'Noticeboard' section. The Windows taskbar at the bottom shows the date as 09-05-2020 and the time as 20:01.

5. Click on 'Click Here for New Registration'

The screenshot shows the 'Student Login Form' page on the Directorate of Open & Distance Learning website. The browser address bar shows 'odl.gndu.ac.in/studentlogin.aspx'. The page features the university's logo and name, along with accreditation information. A navigation menu at the top includes 'Home', 'OnLine Registration', 'Student Login', 'About Directorate', 'Admissions', 'Students Corner', 'DEB Approval and Compliance', and 'Contact Us'. The 'Student Login' link is highlighted with a yellow circle. The main content area contains a 'Student Login Form' with fields for 'Student ID' and 'Password'. Below the form is a green button labeled 'CLICK HERE TO SUBMIT'. At the bottom of the form, there is a blue button labeled 'Click Here for New Registration' and a red button labeled 'Forgot Password?'. The 'Click Here for New Registration' button is highlighted with a red circle. The footer of the page reads 'Developed By: Centre for IT Solutions, Guru Nanak Dev University, Amritsar'. The Windows taskbar at the bottom shows the date as 09-05-2020 and the time as 20:01.

Handbook on Admission Process for Open & Distance Learning Courses under GNDU

6. You will then be welcomed at Punjab College Admission Portal

Guru Nanak Dev University, Amritsar
Registration for Admission - 2018-19

For proper functioning of this

Already Registered Student of G.N.D.U. From other Board/University

In case of any Private-Admission problem, Contact us (From Monday to Friday (Working Days) Between 9A.M. to 5P.M.) 0183-2258802 to 09 (ext. 3062, 3063, 3064, 3065), 9501348899, 7009294600, 8054668054, 9501113713 or email us at helpdesk.gnduexam@gmail.com
In case of any College-Admission problem, Contact us (From Monday to Friday (Working Days) Between 9A.M. to 5P.M.) 0183-2258802 to 09 (ext. 3016), 9855504507, 7986788065, 7347625535, 8559010309 or email us at helpdesk@gndu.ac.in

7. If you have pursued your education from GNDU and are already registered with GNDU, Select first option 'Already Registered Student of G.N.D.U.' and fill in required details.

Guru Nanak Dev University, Amritsar

For proper functioning of this site use GOOGLE CHROME BROWSER

Already Registered Student of G.N.D.U. From other Board/University

Search Particulars

Enter Latest University Roll No. (Eleven Digits - Not Starting With 9)

OR

Enter University Registration No (e.g. 2001.ABC/A.123456)

OR

Search using particulars (You have to give minimum two starting characters of each column)

Name Father Name Mother Name

In case of any Private-Admission problem, Contact us (From Monday to Friday (Working Days) Between 9A.M. to 5P.M.) 0183-2258802 to 09 (ext. 3062, 3063, 3064, 3065), 9501348899, 7009294600, 8054668054, 9501113713 or email us at helpdesk.gnduexam@gmail.com
In case of any College-Admission problem, Contact us (From Monday to Friday (Working Days) Between 9A.M. to 5P.M.) 0183-2258802 to 09 (ext. 3016), 9855504507, 7986788065, 7347625535, 8559010309 or email us at helpdesk@gndu.ac.in

8. If you have just qualified/passed the 10+2 examination or have pursued your higher education from some other University, Select 'From other Board/University' option and fill in required details accurately. Students, who have already registered with GNDU (qualified the Graduate/Post Graduate Degree/Diploma/PG Diploma from GNDU) will select the option 'Already Registered Student of G.N.D.U.'.

Handbook on Admission Process for Open & Distance Learning Courses under GNDU

Guru Nanak Dev University, Amritsar
Registration for Admission - 2018-19

For proper functioning of this site use GOOGLE CHROME BROWSER, IN

● Already Registered Student of G.N.D.U. ● From other Board/University

Enter Previous Class Details

Select Previous Board/University: Punjab School Education Board

Previous Class: 10+2

Month and Year of Passing: January

Previous Roll No.: 2018

UID (Aadhar No.) (Optional):

[Fetch Details](#) [Reset](#)

In case of any Private-Admission problem, Contact us (From Monday to Friday (Working Days) Between 9A.M. to 5P.M.) 0183-2258802 to 09 (ext. 3062, 3063, 3064, 3065), 9501348899, 7009294600, 8054668054, 950113713 or email us at helpdesk.gnduexam@gmail.com
In case of any College-Admission problem, Contact us (From Monday to Friday (Working Days) Between 9A.M. to 5P.M.) 0183-2258802 to 09 (ext. 3016), 9855504507, 7986788065, 7347625535, 8559010309 or email us at helpdesk@gndu.ac.in

9. After you have filled in your details and uploaded your passport size picture & signatures (in jpg format bearing file size not more than 20kb). You will be redirected to your registration page. (see pic for example)

Guru Nanak Dev University, Amritsar
REGISTRATION FORM

Home

College Admission (Regular)

Open and Distance Learning Admission

Private/Reappear Admission

Apply for Special Chance

Apply for Improvement Special Chance

Logoff

Student Details

(Student should check his/her dashboard regularly for any latest information/status)

Student ID: 20180, Name: , Gender: , Marks (%age):

Father Name: , Mother Name: , E-mail: _gmail.com, Mobile: 8146

Regn. No.: , E-mail: _gmail.com, Mobile: 8146

Click on -Select- to select class.

[Print Form](#) [Pay Online](#) [Print Challan](#) [Print Admit Card](#) [Print Practical Admit Card](#)

Transaction Details

10. Now, you need to click on 'Open and Distance Learning Admission' tab on left side.

Guru Nanak Dev University, Amritsar
REGISTRATION FORM

Home
College Admission (Regular)
Open and Distance Learning Admission
Private/Reappear Admission
Apply for Special Chance
Apply for Improvement Special Chance
Logoff

Student Details
(Student should check his/her dashboard regularly for any latest information/status)

Student ID: 20180... Name: ... Gender: ...
Father Name: ... Mother Name: ... Marks (%age): ...
Regn. No.: ... E-mail: ...@gmail.com Mobile: 8146 ...

Click on -Select- to select class.

Click Here to Apply for Course under ODL Mode.

Print Form Pay Online Print Challan Print Admit Card Print Practical Admit Card

Transaction Details

11. Enter your Login/Student ID and Password you just registered and click on 'Click here to submit' button.

Student Login Form

Student ID

Password

[CLICK HERE TO SUBMIT](#)

[Click Here for New Registration](#)

12. At the student page, click on 'Apply for Course' option (as shown below)

GURU NANAK DEV UNIVERSITY
DIRECTORATE OF OPEN & DISTANCE LEARNING
(Established by the State Legislature Act No. 21 of 1969)

Home **Apply for Course** Logout

Your Details (2017010012204)

Name	TEST	Father's Name	FATHER	Mother's Name	MATHER
Gender	Male	Mobile No.	9872010963	Email-ID	bhupinderpalsingh@hotmail.com
Address: 48					

Handbook on Admission Process for Open & Distance Learning Courses under GNDU

13. Select the course by clicking on the ‘**Select Course**’ tab and choose an option from the drop down list. Similarly, choose the Learner Support Centre, by clicking on the ‘**Select Learner Support Centre**’. After choosing the options, click on the ‘**Add Course**’ tab.

The screenshot displays the GNDU application portal interface. At the top, the university logo and name are shown, along with the Directorate of Open & Distance Learning. Below this is a navigation bar with 'Home', 'Apply for Course', and 'Logout' options. The main heading is 'Apply For Course / Pay Application Fee / Print Application Form'. A table lists student details: Student ID (2017010012204), Name (TEST), Gender (M), Father Name (FATHER), Mother Name (MATHER), Category (GENERAL), Stream in 10+2 (Arts), 10+2 Result (Pass (78.22%)), Verified (Yes), Phone No. (9872010963), Email ID (bhupinderpalsingh@hotmail.com), and Aadhar No. (123456213456). Below this is a table titled 'Details of Qualifying Examination (for admission to PG/PGDCA/B.Lib. courses Only)' with columns for S.No., Degree, Name of Examination(s) Passed, Board/ University, Year of Passing, Subjects, CGPA, Marks Obtained, Max. Marks, and %age of Marks. A single entry is shown for a B.A. degree passed in 2000 with 57.33% marks. At the bottom, there are two dropdown menus: 'Select Course' and 'Select Learner Support Centre', both highlighted with red boxes.

Student ID:	2017010012204	Name:	TEST	Gender:	M
Father Name:	FATHER	Mother Name:	MATHER	Category:	GENERAL
Stream in 10+2:	Arts	10+2 Result:	Pass (78.22%)	Verified:	Yes
Phone No.:	9872010963	Email ID :	bhupinderpalsingh@hotmail.com	Aadhar No.:	123456213456

S.No.	Degree	Name of Examination(s) Passed	Board/ University	Year of Passing	Subjects	CGPA	Marks Obtained	Max. Marks	%age of Marks	
1	Graduation	B.A.	GNDU	2000	English	-	258	450	57.33	Delete

Please select Course and Learner Support Centre

Select Course

Select Learner Support Centre

14. The course(s) would be added to the ‘List of Courses Applied and Application Fee Status’. Click on the “**Pay Application Fee**” tab to pay the fee. (as shown below)

Handbook on Admission Process for Open & Distance Learning Courses under GNDU

Home Apply for Course Logout

Apply For Course / Pay Application Fee / Print Application Form

Student ID:	2017010012204	Name:	TEST	Gender:	M
Father Name:	FATHER	Mother Name:	MATHER	Category:	GENERAL
Stream in 10+2:	Arts	10+2 Result:	Pass (78.22%)	Verified:	Yes
Phone No.:	9872010963	Email ID :	bhupinderpalsingh@hotmail.com	Aadhar No.:	123456213456

You are applying for B. Com. (ODL) at G. N. D. UNIVERSITY COLLEGE, JALANDHAR .
Please read eligibility and other information before applying for the course.

Select Course: B. Com. (ODL)

Select Learner Support Centre: G. N. D. UNIVERSITY COLLEGE, JALANDHAR

[Add Course](#) [Cancel](#)

List of Courses Applied and Application Fee Status

S.No.	Application ID	Course Name	Study Centre Name	Application Fee Due	Payment Status	Payment Details (if paid)
1	201701001220419	B. Com. (ODL)	G. N. D. UNIVERSITY COLLEGE, JALANDHAR	500	Pending	Pay Application Fee Delete Record

15. The following window will open up. Choose the payment options from the left of your screen and fill the details. Click on the “**Make Payment**” tab, you would be directed to a new window to complete the payment process.


Credit Card >

Debit Card

Debit Card + ATM PIN

Internet Banking

Pay by Credit Card

VISA  RuPay

Card Number
Enter card number

Expiration Date
Month Year


CVV/CVC

Card Holder Name
Enter card holder name

[Make Payment](#) [Cancel](#)

Merchant Name
Guru Nanak Dev university

Payment Amount: ₹
500.00



Handbook on Admission Process for Open & Distance Learning Courses under GNDU

AXIS BANK

Date : 09 Jul 2018
 Card Number : XXXX XXXX XXXX 5014
 Merchant Name : GNDU
 Amount : ₹ 260.00

Authenticate the Transaction Using the Below Options

MasterCard SecureCode OTP (One Time Password)

Password

SUBMIT

Forgot Password? Click Here

This screen will automatically timeout after 180 seconds.

MasterCard SecureCode Powered by

16. Once the payment has been made, the “**Payment Status**” would change and the details of the transaction would be displayed in the “**Payment Details**” section. Click on the “**Print Application Form**” tab to print the same.

You are applying for B. Com. (ODL) at G. N. D. UNIVERSITY COLLEGE, JALANDHAR .
 Please read eligibility and other information before applying for the course.

Select Course: B. Com. (ODL)

Select Learner Support Centre: G. N. D. UNIVERSITY COLLEGE, JALANDHAR

Add Course Cancel

List of Courses Applied and Application Fee Status

S.No.	Application ID	Course Name	Study Centre Name	Application Fee Due	Payment Status	Payment Details (if paid)	
1	201701001220419	B. Com. (ODL)	G. N. D. UNIVERSITY COLLEGE, JALANDHAR	500	Pending	Pay Application Fee	Delete Record
2	201701001220420	B. Lib. (ODL)	G. N. D. UNIVERSITY COLLEGE, JALANDHAR	500	Success	Deposit ID: 19331810009 Transaction No.: NHMP6460669145 Transaction Date: 06-07-2018 19:36:46 Amount Deposited: 500	Print Application Form